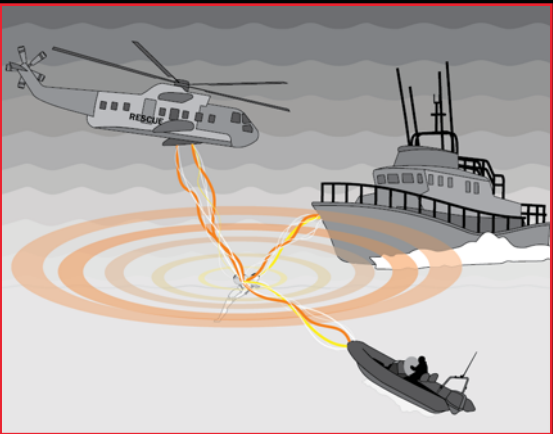




## WATER ACTIVATED SURFACE MOUNTED LIFEJACKET LIGHT



- High powered white LED lifejacket light
- Flashing for optimum visibility at sea
- Minimum light intensity 1.3cd at 0° (req. 075cd)
- Optimum output levels exceeds 3cd
- Dimensions: 45mm (l) x 31mm (w) x 39mm (h)
- Powered by a Duracell Ultra 3v lithium-ion battery





**SWITCHING:**

IMO regulations state that a flashing lifejacket light has to have the option to be switched off. The Crewsaver water activated lifejacket light (CSL) can be turned off by removing the safety clip and pushing the switch horizontally as shown in the image below.

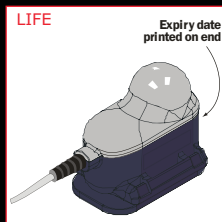
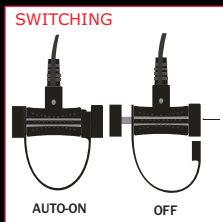
**OPERATION:**

The light is automatically activated when the switch is fully immersed in water. It is positioned as high as possible on the lifejacket to ensure optimum visibility at sea, whilst the water activated switch is still able to fully submerge in the water.

**LIFE:**

The CSL is powered by a Duracell lithium-ion battery. The product life of the light is clearly marked by an expiry date which is printed on the end of it. Upon expiry the light should be carefully removed from your lifejacket and a new Crewsaver Light should be fitted.

Disposing of used and expired lights should be in accordance with local regulations. This should be done through an approved environmental disposal agent and not disposed with other household or commercial waste.




**INSTALLATION:**

The CSL measures 45mm x 31mm x 39mm (l x w x h) and is suitable for all types of lifejackets by using the Crewsaver fitting kit. Alternatively it can be attached to the pre-punched fabric strip, already sewn to many lifejackets. Ensure the light is fitted to your product correctly, so it provides maximum visibility during operation.

The CSL light is supplied with a fixing clip (a). The clip should be placed behind the strip of the lifejacket (or the fabric light retainer) (b). The light is secured by pressing the clip onto the back of the light (c).

The Crewsaver fitting kit consists of a fabric light retainer in case your lifejacket does not provide a fixing option. The light is attached to the retainer by using the fixing clip (a) and then placed over the manual inflation tube.



Order Code: 10220

**Crewsaver**<sup>®</sup>

Lederle Lane, Gosport, Hampshire, PO13 0FZ, United Kingdom

Tel: +44 (0) 1329 820000 Fax: +44 (0) 1329 236218

Web: [www.crewsaver.co.uk](http://www.crewsaver.co.uk)