

MIRAGE ECLIPSE

HOBIE SINCE 1950

“HOBIE ALTER.
HE STARTED OUT
SHAPING SURFBOARDS,
HE ENDED UP
SHAPING A CULTURE.”

Hobie Alter always had a passion for having fun on the beach and on the water with his family and friends. Hobie designs revolutionary products, based on innovation, craftsmanship, quality, adventure, excitement and tradition. “Hobie” has become one of the most recognized brands in the world. So if you enjoy surfing, sailing, kayaking, fishing, stand up paddling or just getting your toes wet... **jump on board and experience the Hobie Way of Life.**



HOBIE CAT COMPANY
Holding Company
Oceanside, California U.S.A.
1-800-Hobie-49
hobiecat.com

HOBIE CAT AUSTRALASIA
Subsidiary
Huskisson, New South Wales Australia
1-800-4-Hobie
hobiecat.com.au

HOBIE CAT EUROPE
Subsidiary
Toulon, France
+33 (0) 494 08 78 78
hobie-cat.net

HOBIE CAT BRASIL
Independent Distributor
Porto Belo, Santa Catarina, Brasil
+55 (47) 3369-6069
hobiecat.com.br



ECLIPSE 10.5:
CREW: 1
LENGTH: 10' 6" / 3.2 m
WIDTH: 33.5" / 0.85 m
CAPACITY*: 225 lbs / 102 kg
FITTED HULL WEIGHT*: 43.2 lbs / 19.6 kg
FULLY RIGGED WEIGHT*: 54 lbs / 24.5 kg
HULL CONSTRUCTION: ACX -
Advanced Composite Epoxy
*Refer to website for complete details

COLORS:



Lunar



Solar

ECLIPSE 12:
CREW: 1
LENGTH: 12' / 3.66 m
WIDTH: 35" / 0.89 m
CAPACITY*: 275 lbs / 125 kg
FITTED HULL WEIGHT*: 48 lbs / 21.7 kg
FULLY RIGGED WEIGHT*: 58.9 lbs / 26.7 kg
HULL CONSTRUCTION: ACX -
Advanced Composite Epoxy
*Refer to website for complete details

COLORS:



Lunar

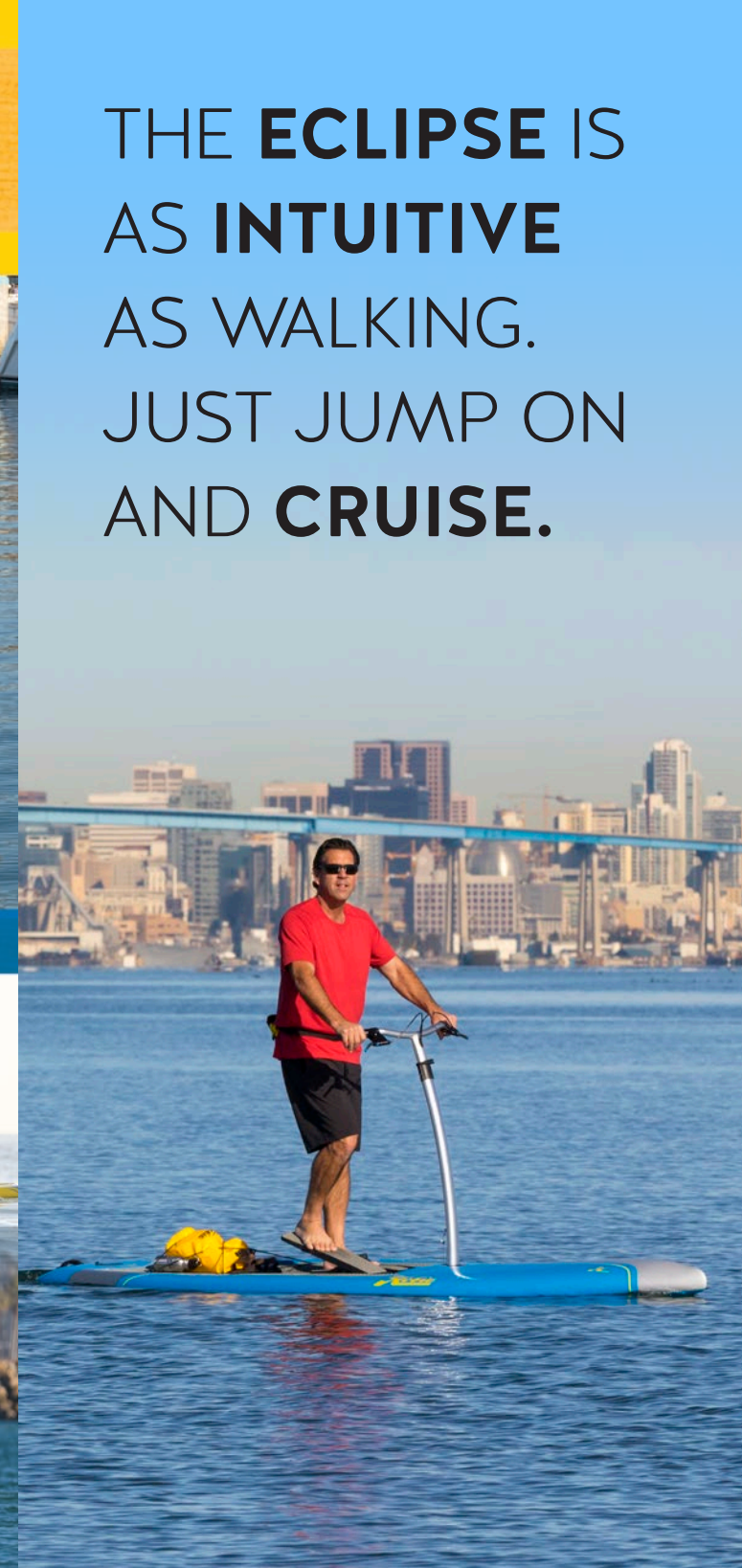


Solar

VISIT YOUR NEAREST DEALER

Hobie

MIRAGE ECLIPSE



THE **ECLIPSE** IS
AS **INTUITIVE**
AS WALKING.
JUST JUMP ON
AND **CRUISE.**

MIRAGE ECLIPSE

Stand tall on the water aboard the Eclipse, another world's-first watercraft from Hobie. Incredibly stable, just get on and go using MirageDrive® leg power. Soon you'll fly high at exceptional speed, nimbly carving turns using fingertip steering controls. There's minimal setup. Go from the car, the dock or your boat to the water in minutes. Cruise solo, with your partner or with a group. The Eclipse takes fitness out of the gym and onto the water and under the sun. The board is lightweight and durable and full of thoughtful features such as gear tie-downs and a carefree kick-up rudder. The Eclipse takes standup to a whole new level.



CHECK OUT THE FEATURES THAT MAKE THE MIRAGE ECLIPSE A ONE OF A KIND WATERCRAFT:

MIRAGEDRIVE W/ GLIDE TECHNOLOGY

Hobie's world-renowned hands-free MirageDrive propulsion – no paddle needed – has been perfected for the standup world. A natural stepping motion cycles the large topside pedals. The powerful underwater fins efficiently propel the Eclipse forward. Step out at an easy glide, effortlessly power into a headwind or pick it up for an all-out sprint. The Flow Fin 90s fold against the board for shallow water and beach landings. Quick and easy "Click and Go" installation and removal for transport and storage.



REMOVABLE KICK-UP RUDDER

The durable rudder offers pinpoint standup steering unique to the Eclipse. Chart a confident course – the Eclipse is equally at your command through tight twists and long straightaways. The rudder kicks up in the shallows to prevent damage; removable in moments for storage and transport. Locks into place as a tracking skeg if you choose to paddle.



HIGH-GRIP EVA DECKPADS

The large EVA deckpad provides carefree, high-traction footing and comfortable cushioning for all-day endurance. It extends all the way to the stern to protect the deck. It's also a fine perch for extra gear or the family dog.


CARGO BUNGEE®

Take it with you, whether it's a day bag, small pack or even camping gear. Aft deck Bungee tie-downs can also hold a cooler or accessory H-Crate securely in place.




QUICK SET ADJUSTABLE HANDLEBAR AND STEERING CONTROLS

The sleek aluminum alloy handlebar enhances balance and stability. There's no need to hold on tight. The ride is reassuringly solid. Steering is at your fingertips, utilizing familiar and time-tested calipers. Squeeze right, go right. Squeeze left, go left. An adjustable clamp offers infinite handlebar height adjustment from 36 to 43 inches, accommodating a wide range of riders.



QUICK SET HANDLEBAR RECEIVER

When it's time to hit the road or stow the Eclipse, the Adjustable Handlebar is removable in a snap. Drops quickly into place when you're ready for your next trip; cam locks firmly into place. The rudder lines connect in seconds.



HIGH STRENGTH ADVANCED HULL DESIGN

The Eclipse harnesses 65 years of Hobie boardsports heritage for its quick and stable displacement hull design. The sleek bow pierces the water, enhancing speed and glide. A square tail and flat bottom add to the board's steady, quiet ride.

OPTIONAL ACCESSORIES

Protect your Eclipse with a board bag, and make transportation to and from your car to the water a breeze. The cart is available with light duty wheels or sand tires. Attachable cup holder and universal phone mount are available to keep you refreshed and ready to capture every memory.